



MOREL INK

Print anything, mail anywhere.

Print Ready Checklist

Before finalizing and submitting artwork to Morel Ink, please review the checklist below to ensure your files meet the basic print-ready requirements.

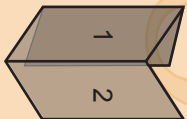
- **Page Size:** The Page Size of your document must be set to equal the final trim size for single sheet documents. For multi-page documents, such as booklets, the Page Size should equal the final folded size. Files may be submitted with "facing pages" as long as the page size is set to equal the single page or folded size. Please **do not** submit files in "Printer Spreads".
- **Bleed:** The standard bleed measurement is .125" (1/8"). Please set bleed values in all programs that accept them. Extend bleeding elements (photos, tints, rules, solids, etc.) 1/8" beyond the trim area for proper trimming.
- **Page Count:** The total number of pages in all saddle stitched documents must be divisible by 4. Loose-leaf documents, such as coil bound and perfect bound books must be divisible by 2. Pages should be submitted in order including blank pages so the total page count is complete from cover to cover.
- **Image Resolution:** Photos & Photoshop images should be at least 300 ppi at 100% final print size.
- **Color Palette:** Use CMYK mode for process color jobs. Do not use RGB preview modes. Our RIP may convert RGB files to CMYK with unpredictable results.
- **Spot Colors:** If your order is intended to print in spot colors (Pantone PMS inks) on a conventional press, then leave the spot colors active. For process color or digital printing, please convert all Pantone spot colors and RGB colors to CMYK Process using the swatch palette dialog box. If you are using CS6 be sure the CMYK value is as you intend because version CS6 now uses lab value builds for spot colors which do not match 5.5 and earlier CMYK values when converted.

This is especially important when you supply us with print ready PDF files generated from earlier versions of InDesign which is the root of our workflow system.

- **Folding:** Mechanized folding requires some variation in panel sizes on folded items. Example: trifold brochure panels are not equal. See page 2 of this PDF for proper folding panel sizing. If possible include a non-printing layer in your document showing where folds are meant to be.
- **Package the Job:** Use "Package" under the file menu in InDesign to collect the document, fonts & links into a folder then compress for emailing or uploading. If your software does not have a Package or Collect feature be sure to either embed all placed images or supply them along with your print file.
- **Fonts:** For programs that don't have a "Package" feature and to avoid font substitutions either supply a font package, convert all fonts to outlines, or rasterize any type layers.
- **PDFs:** If you are supplying a PDF as your final print file be sure to use the High Quality Print setting, include Crop Marks and make sure the Bleed is set if applicable.

If you need further assistance please call the prepress department at 503.736.0111

3 PANEL TRIFOLD




Panels 1 & 2 are outside

For custom sizes use the equation below.

Panels 1 & 2 = $(x + .0625) \div 3$
Panel 3 = $\text{Panel 1} - .0625$

	3	2	1
5.5 x 8.5	2.75	2.875	2.875
8.5 x 11	3.625	3.6875	3.6875
8.5 x 14	4.625	4.6875	4.6875
9 x 12	3.875	4.0625	4.0625
9 x 16	5.25	5.375	5.375
11 x 17	5.625	5.6875	5.6875
11 x 25.5	8.375	8.5625	8.5625

3 PANEL GATE FOLD

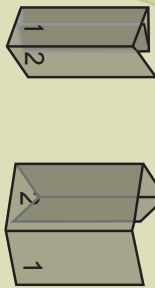


Panels 1 & 3 are outside

For custom sizes use the equation below.
Panels 2 & 3 = $(x \div 4) + .03125$
Panel 1 & 4 = $(x \div 4) - .03125$

	3	2	1
4 x 10	2.4844	5.0312	2.4844
8.5 x 11	2.7344	5.5312	2.7344
8.5 x 14	3.4844	7.0312	3.4844
9 x 12	2.9844	6.0312	2.9844
9 x 16	3.9844	8.0312	3.9844
11 x 17	4.2344	8.5312	4.2344
11 x 25.5	6.3544	12.7812	6.3544

4 PANEL ROLL FOLD



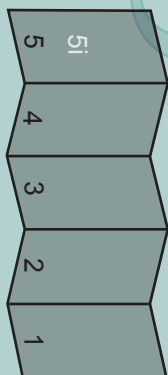
Panels 1 & 2 are outside

For custom sizes use the equation below.
 Panels 1 & 2 are equal; 3 is smaller than 1 & 2.
 4 is smaller than 3.

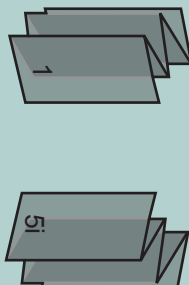
Panels 1 & 2 = $(x \div 4) + .0625$
Panel 3 = $(x \div 4)$; **Panel 4** = $(x \div 4) - .125$

	4	3	2	1
4 x 10	2.4375	2.5	2.53125	2.53125
8.5 x 11	2.625	2.75	2.8125	2.8125
8.5 x 14	3.375	3.5	3.5625	3.5625
9 x 12	2.875	3	3.0625	3.0625
9 x 16	3.875	4	4.0625	4.0625
11 x 17	4.125	4.25	4.3125	4.3125
11 x 25.5	6.25	6.375	6.4375	6.4375

5 PANEL ACCORDIAN FOLD



Panels 1 & 5i are outside



All 5 panels are equal; Divide the length by 5.
Panels 1, 2, 3, 4 & 5 = $x \div 5$

	5	4	3	2	1
9 x 16	3.075	3.1375	3.2	3.29375	3.29375
11 x 17	3.275	3.3375	3.4	3.49375	3.49375
11 x 18	3.475	3.5375	3.6	3.69375	3.69375
11 x 24	4.675	4.7375	4.8	4.89375	4.8375
11 x 25.5	4.975	5.0375	5.100	5.19375	5.19375

For custom sizes use the equation below.

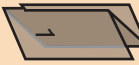
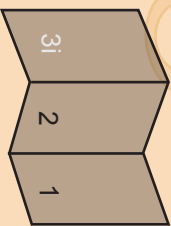
Panels 1 & 2 = $(x \div 5) + .09375$

Panels 3 = $(x \div 5)$

Panels 4 = $(x \div 5) - .0625$

Panels 5 = $(x \div 5) - .125$

3 PANEL Z-FOLD

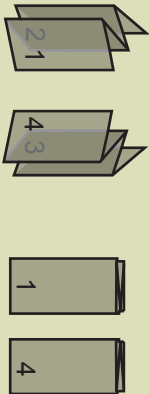
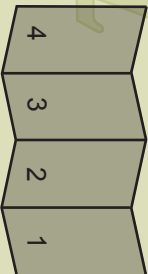


Panels 1 & 3i are outside

For custom sizes use the equation below.
 All 3 Panels are equal; Divide the length by 3.
Panels 1, 2 & 3 = $x \div 3$

	3	2	1
8.5 x 11	3.66	3.66	3.66
8.5 x 14	4.66	4.66	4.66
9 x 12	4.00	4.00	4.00
11 x 17	5.66	5.66	5.66
11 x 25.5	8.5	8.5	8.5

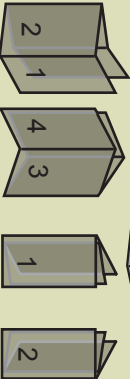
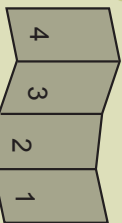
4 PANEL ACCORDIAN FOLD



Panels 1 & 4 are outside

For custom sizes use the equation below.
 All 4 Panel are equal; Divide the length by 4.
Panels 1, 2, 3, 4 = $x \div 4$

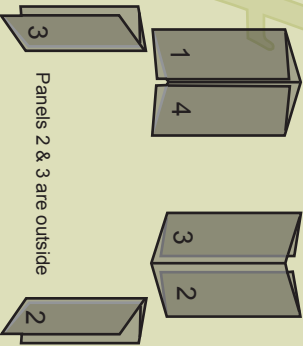
4 PANEL DOUBLE PARALLEL FOLD



Panels 1 & 2 are outside

For custom sizes use the equation below.
 All 4 Panels are equal; Divide the length by 4.
Panels 1, 2, 3, 4 = $x \div 4$

4 PANEL DOUBLE GATE FOLD



Panels 2 & 3 are outside

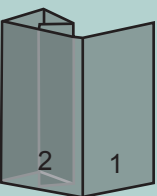
Panels 2 & 3 are the same; 1 & 4 are the same.
 The sum of 1 & 4 must be smaller than the sum of 2 & 3.

For custom sizes use the equation below.

Panels 2 & 3 = $(x \div 4) + .0625$
Panels 1 & 4 = $(x \div 4) - .0625$

	4	3	2	1
4 x 10	2.4375	2.5625	2.5625	2.4375
8.5 x 11	2.6875	2.8125	2.8125	2.6875
8.5 x 14	3.4375	3.5625	3.5625	3.4375
9 x 12	2.9375	3.0625	3.0625	2.9375
9 x 16	3.9325	4.0625	4.0625	3.9375
11 x 17	4.1875	4.3125	4.3125	4.1875
11 x 25.5	6.3125	6.4375	6.4375	6.3125

5 PANEL ROLL FOLD



Panels 1 & 2 are outside